

*D<sub>10</sub>*

Extraction / Ekstrakcja



**Instrument Sets for Extraction and Oral Surgery**  
**Zestawy instrumentów do ekstrakcji i chirurgii**



**DE.999.002**  
Set of 9 pieces / Zestaw 9 szt.

Contents / Zawiera:

- DE.750.331      Extracting forceps fig. 33A / Kleszcze ekstrakcyjne fig.33A
- DE.750.511      Extracting forceps fig. 51A / Kleszcze ekstrakcyjne fig.51A
- DE.750.671      Extracting forceps fig. 67A / Kleszcze ekstrakcyjne fig.67A
- DE.750.790      Extracting forceps fig. 79 / Kleszcze ekstrakcyjne fig.79
- DE.086.020      Elevator Flohr left fig. 2 / Dźwignia Flohr lewa fig.2
- DE.086.030      Elevator Flohr right fig. 3 / Dźwignia Flohr prawa fig.3
- DE.025.060      Elevator Bein 3mm fig. 6 / Dźwignia Bein 3mm fig.6
- BM.147.140      Falcon-Grip Needle holder Mathieu 140mm TC  
Falcon-Grip Iglotrzymacz Mathieu 140mm TC
- BM.065.160      Falcon-Grip Needle holder Mayo-Hegar 160mm TC  
Falcon-Grip Iglotrzymacz Mayo-Hegar 160mm TC



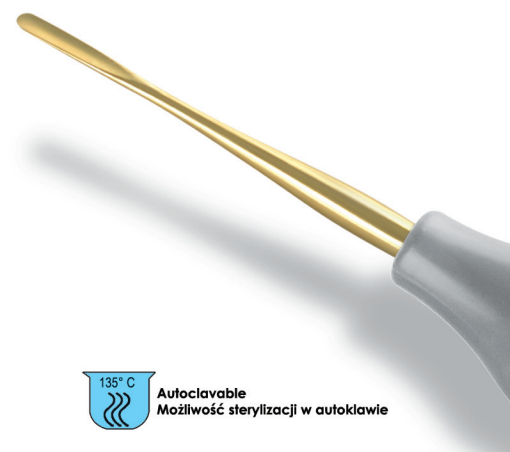
**DE.999.001**  
Set of 9 pieces / Zestaw 9 szt.

Contents / Zawiera:

- DE.750.331      Extracting forceps fig. 33A / Kleszcze ekstrakcyjne fig.33A
- DE.750.511      Extracting forceps fig. 51A / Kleszcze ekstrakcyjne fig.51A
- DE.750.671      Extracting forceps fig. 67A / Kleszcze ekstrakcyjne fig.67A
- DE.750.790      Extracting forceps fig. 79 / Kleszcze ekstrakcyjne fig.79
- DE.086.020      Elevator Flohr left fig. 2 / Dźwignia Flohr lewa fig.2
- DE.086.030      Elevator Flohr right fig. 3 / Dźwignia Flohr prawa fig.3
- DE.025.060      Elevator Bein 3mm fig. 6 / Dźwignia Bein 3mm fig.6
- DE.270.125      Elevator Winter left fig. 12L / Dźwignia Winter lewa fig.12L
- DE.270.127      Elevator Winter right fig. 12R / Dźwignia Winter prawa fig.12R

# Ergo-form Elevators

- **Tips are made of special grade stainless steel and are TIN coated:**  
Benefits:  
Edge stays sharp longer  
Longer life than ordinary stainless steel elevators  
Improved smoothness for easy sliding in and out  
Non toxic TIN coating
- **Available in new and existing best selling models**
- **Końcówki pokryte azotkiem tytanu oraz wykonane z wysokiej jakości stali nierdzewnej:**  
Cechy:  
Krawędzie pozostają dłużej ostre  
Dłuższa wytrzymałość od dźwigni ze stali nierdzewnej  
Udoskonalona gładkość dla łatwiejszego stosowania  
Pokryte nietoksycznym azotkiem tytanu
- **Dostępne w nowych i najpopularniejszych modelach**



## Falcon Luxating elevators / Luksatory

## Falcon Serrated / Ząbkowane



2 mm Fig. 1  
DE.920.015

2 mm Fig. 1  
DE.095.015

3 mm Fig. 2  
DE.920.025

2 mm Fig. 2  
DE.095.025

5 mm Fig. 3  
DE.920.035

3.5 mm Fig. 1  
DE.096.015

3 mm Fig. 4  
DE.920.045

3.5 mm Fig. 3  
DE.096.035

5 mm Fig. 5  
DE.920.055

3.5 mm Fig. 4  
DE.096.045  
Bayonet  
Bagnetowa

3 mm Fig. 6  
DE.920.065

3.5 mm Fig. 6  
DE.096.065

3 mm Fig. 7  
DE.920.075  
Bayonet  
Bagnetowa

3.5 mm Fig. 7  
DE.096.075



DE.921.000  
Luxation set of 7 pieces  
Zestaw luksatorów zawiera 7 szt.



European models / Modele Europejskie

British models / Modele Angielskie



Fig. 1  
**DE.025.015**  
Bein  
2 mm

Fig. 3  
**DE.086.035**  
Flohr  
3.5 mm

Fig. 30  
**DE.060.305**  
Cryer  
10 mm

Fig. 6  
**DE.025.065**  
Bein  
3 mm

Fig. 2  
**DE.086.025**  
Flohr  
3.5 mm

Fig. 31  
**DE.060.315**  
Cryer  
10 mm

Fig. 7  
**DE.025.075**  
Bein  
4 mm



Root tip elevators / Dźwignie do korzeni




Fig. 1  
**DE.050.015**  
Coupland  
3 mm

Fig. 1  
**DE.290.015**  
Heidebrink  
2.5 mm

Fig. 2  
**DE.050.025**  
Coupland  
3.5 mm

Fig. 2  
**DE.290.025**  
Heidebrink  
2.5 mm

Fig. 3  
**DE.290.035**  
Heidebrink  
2.5 mm

Fig. 3  
**DE.050.035**  
Coupland  
4 mm




Fig. 11  
**DE.285.115**  
Bernhard  
4 mm



**DE.190.085**  
Warwick-James  
3 mm

Fig. 6  
**DE.285.065**  
Bernhard  
4 mm

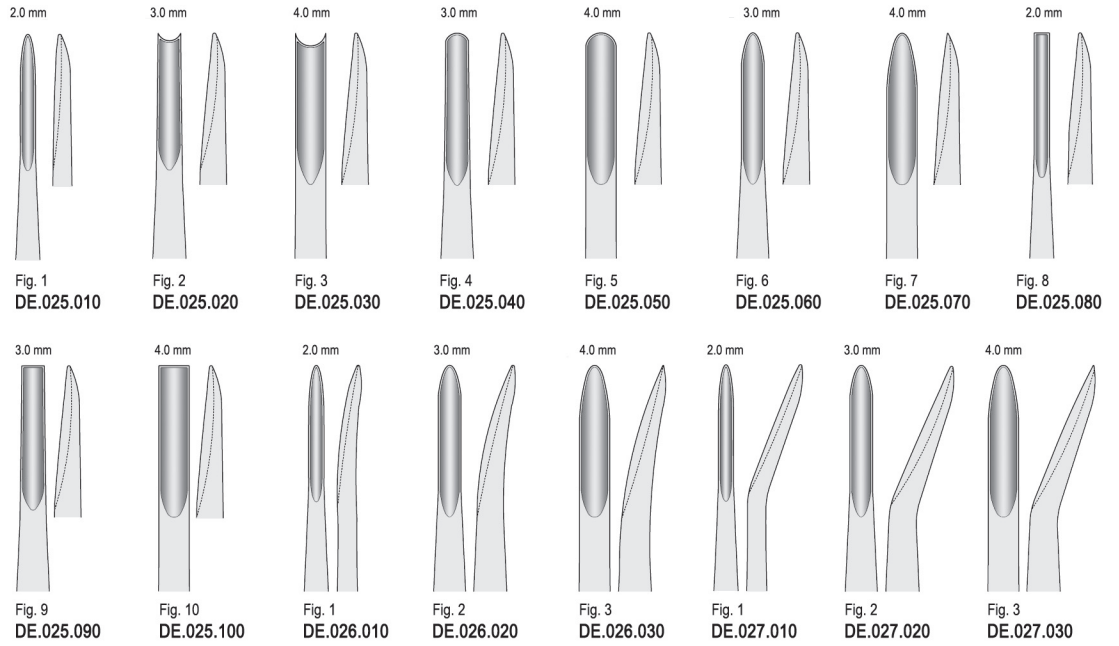
Fig. 7  
**DE.285.075**  
Bernhard  
4 mm

**DE.190.055**  
Warwick-James  
6.5 mm

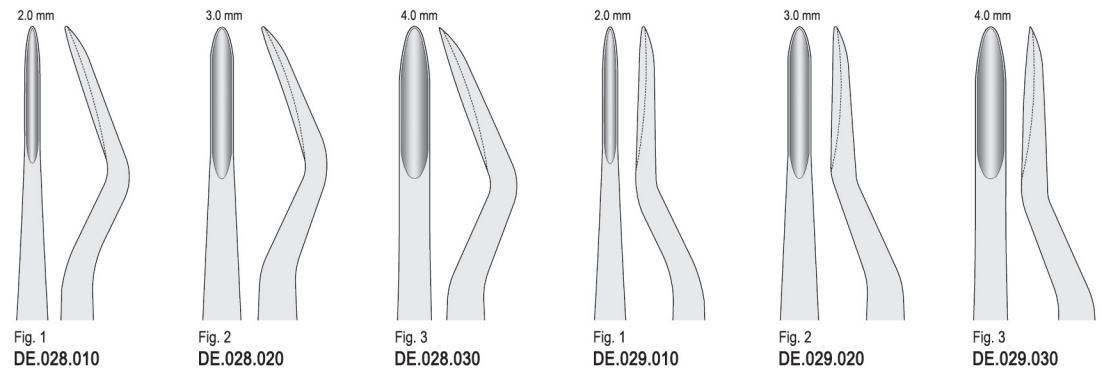
**DE.190.075**  
Warwick-James  
6.5 mm



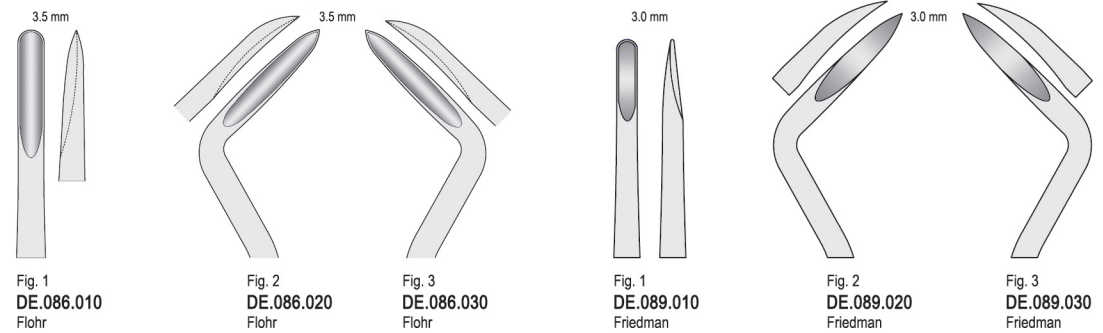
**Elevators Bein / Dźwignie Bein**



**Elevators bayonet Bein / Dźwignie Bein bagnetowe**



**Elevators / Dźwignie**



**Elevators**  
**Dźwignie**

Bein

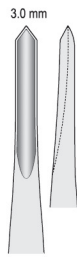


Fig. 1  
DE.030.010

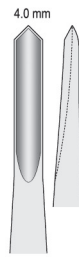


Fig. 2  
DE.030.020



Fig. 3  
DE.030.030

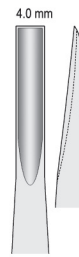


Fig. 4  
DE.030.040




Fig. 5  
DE.030.050

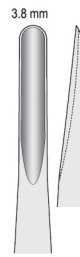


Fig. 6  
DE.030.060



Apical

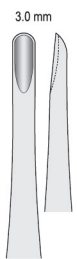


Fig. 301  
DE.015.301

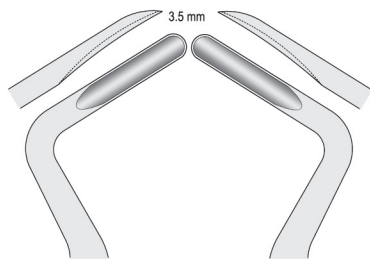


Fig. 302  
DE.015.302

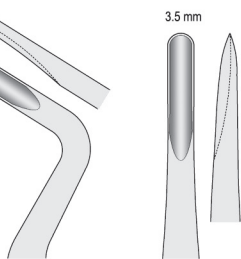


Fig. 303  
DE.015.303

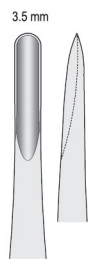


Fig. 304  
DE.015.304

Seldin

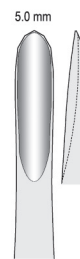


Fig. 34  
DE.155.340

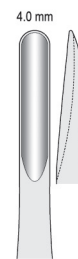


Fig. 34S  
DE.155.347

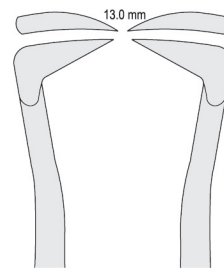


Fig. 1L  
DE.155.015

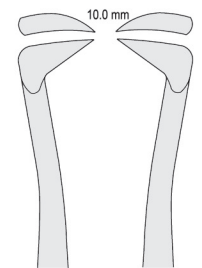


Fig. 1R  
DE.155.017

Fig. 4L  
DE.155.045

Fig. 4R  
DE.155.047

Coupland

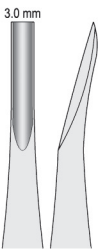


Fig. 1  
DE.050.011

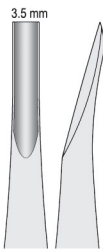


Fig. 2  
DE.050.021

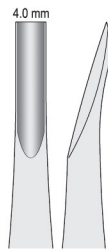


Fig. 3  
DE.050.031

Cryer

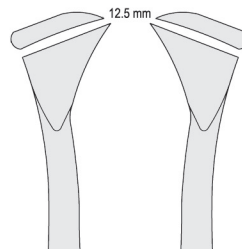


Fig. 25  
DE.070.250

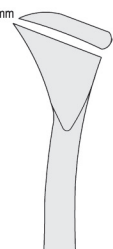


Fig. 26  
DE.070.260

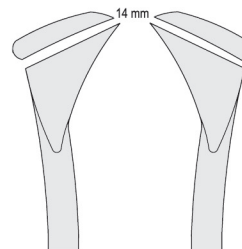


Fig. 31  
DE.070.310

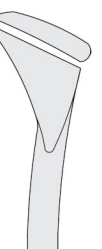


Fig. 32  
DE.070.320

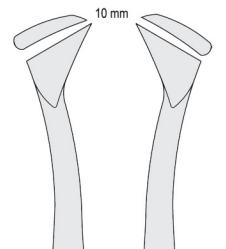


Fig. 44  
DE.070.440

Fig. 45  
DE.070.450

**Elevators Hylin**  
**Dźwignie Hylin**

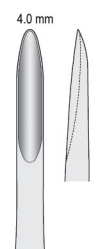


Fig. 1  
DE.100.010



Fig. 2  
DE.100.020

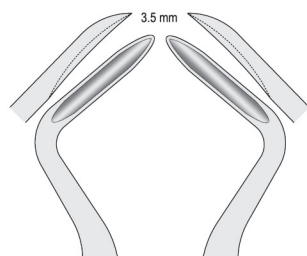


Fig. 3  
DE.100.030

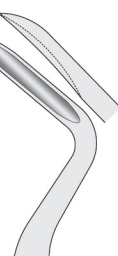


Fig. 4  
DE.100.040



**Elevators Schmeckebier**  
**Dźwignie Schmeckebier**

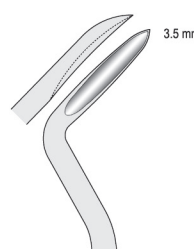


Fig. 4  
DE.153.040

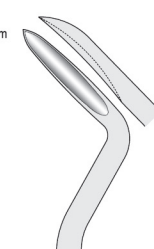


Fig. 5  
DE.153.050



**Elevators / Dźwignie**

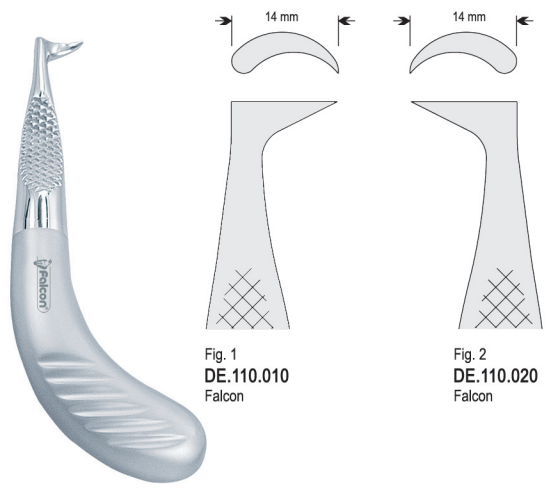


Fig. 1  
DE.110.010  
Falcon

Fig. 2  
DE.110.020  
Falcon

**Elevators / Dźwignie**



Fig. 1  
DE.154.010  
Schlemmer

Fig. 2  
DE.154.020  
Schlemmer

**Elevators / Dźwignie**

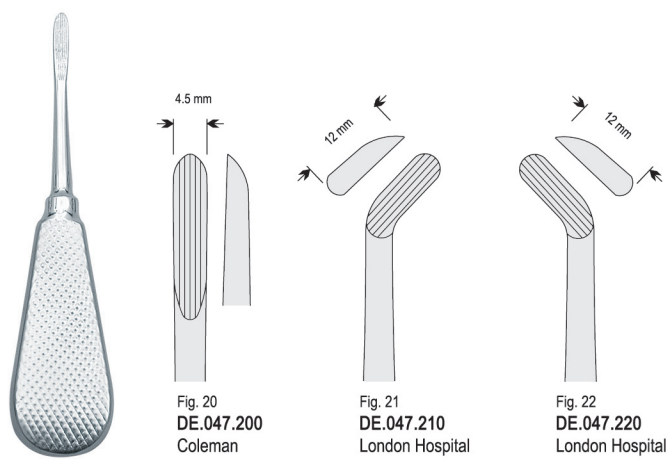
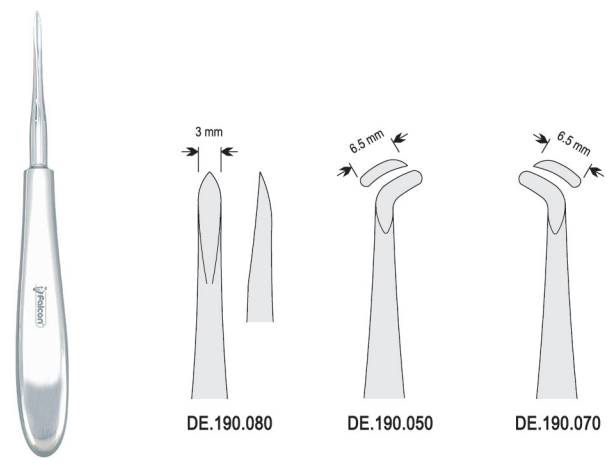


Fig. 20  
DE.047.200  
Coleman

Fig. 21  
DE.047.210  
London Hospital

Fig. 22  
DE.047.220  
London Hospital

**Elevators Warwick-James**  
**Dźwignie Warwick-James**



DE.190.080

DE.190.050

DE.190.070

**Elevators Lindo-Levian serrated**  
**Dźwignie Lindo-Levian ząbkowane**




Fig. LLL  
DE.115.010

Fig. LLM  
DE.115.020

Fig. LLS  
DE.115.030

Fig. LLL  
DE.117.010

Fig. LLM  
DE.117.020

Fig. LLS  
DE.117.030

Fig. LLM  
DE.118.021

Fig. LLM  
DE.118.022

**Elevators with anatomical handle**  
**Dźwignie-uchwyt anatomiczny**

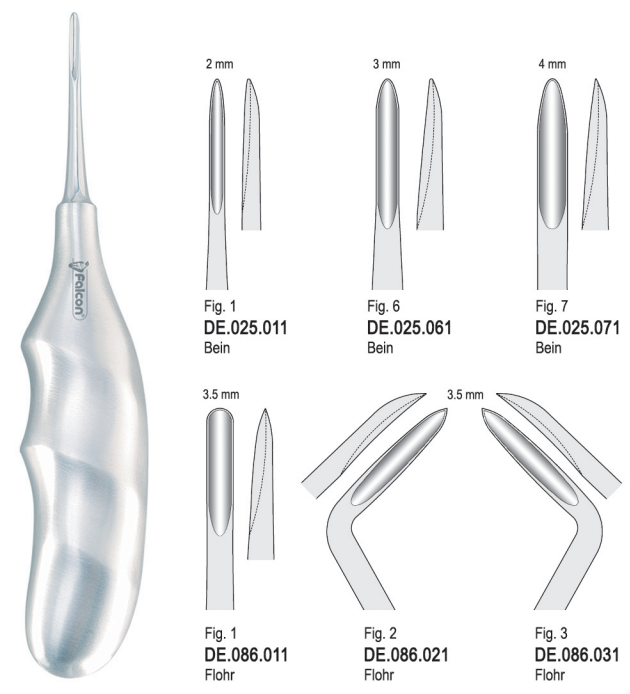


Fig. 1  
DE.025.011  
Bein

Fig. 6  
DE.025.061  
Bein

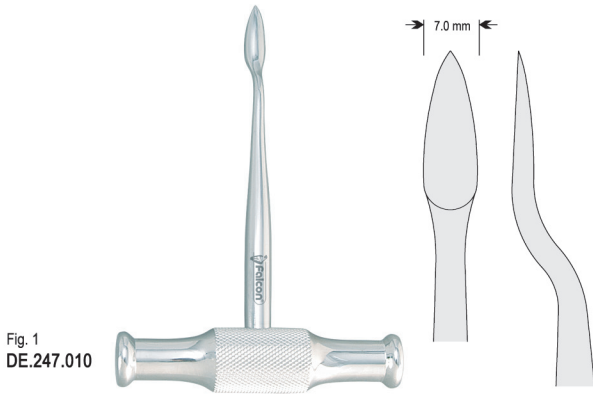
Fig. 7  
DE.025.071  
Bein

Fig. 1  
DE.086.011  
Flohr

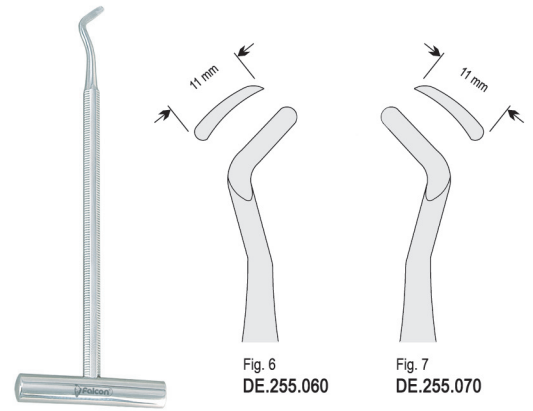
Fig. 2  
DE.086.021  
Flohr

Fig. 3  
DE.086.031  
Flohr

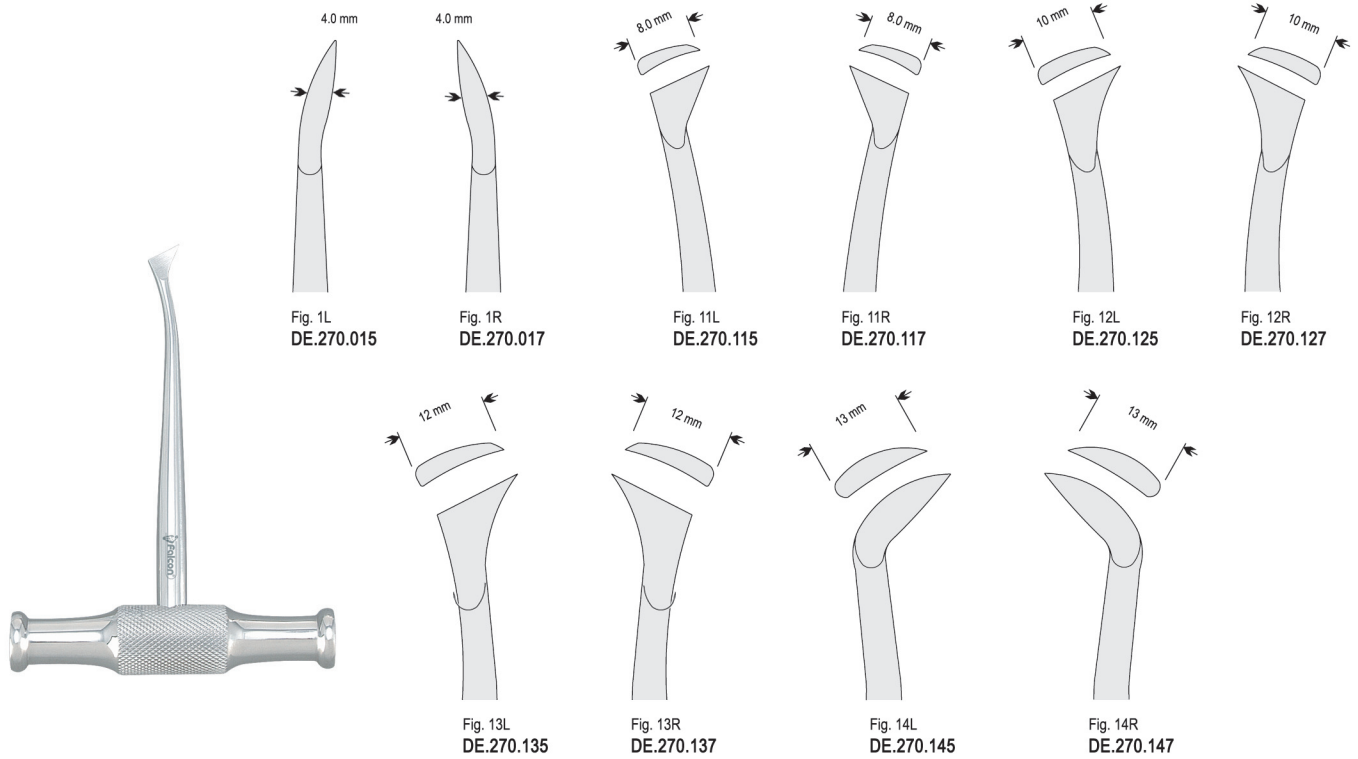
**Elevator Lecluse / Dźwignia Lecluse**



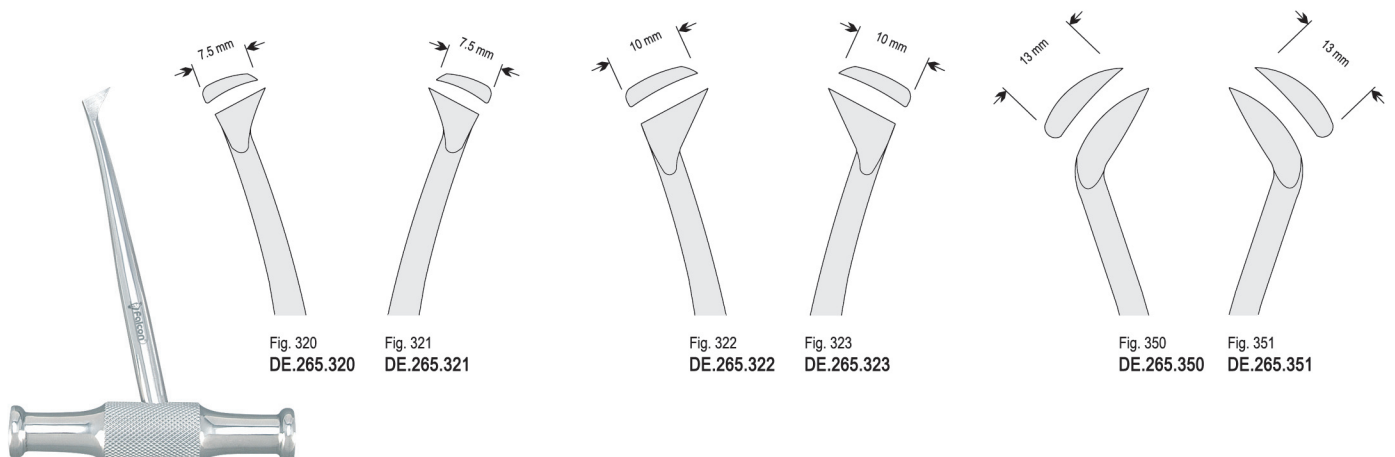
**Elevators Potts / Dźwignie Potts**



**Elevators Winter / Dźwignie Winter**

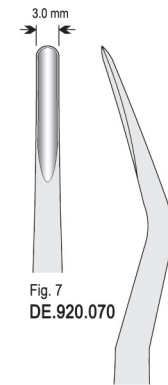

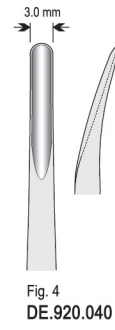

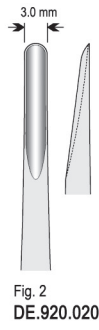
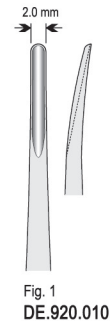


**Elevators Walter F. Barry / Dźwignie Walter F. Barry**





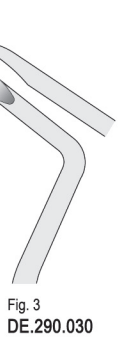
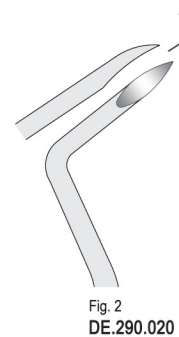
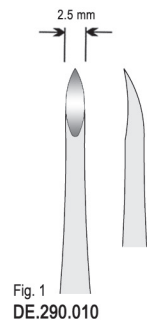
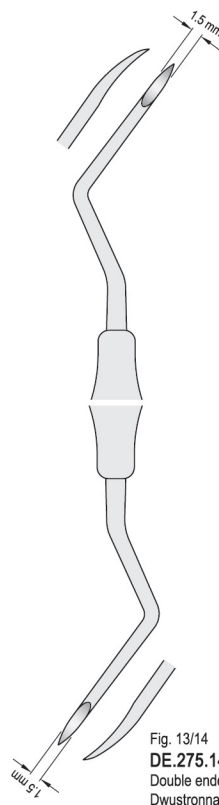
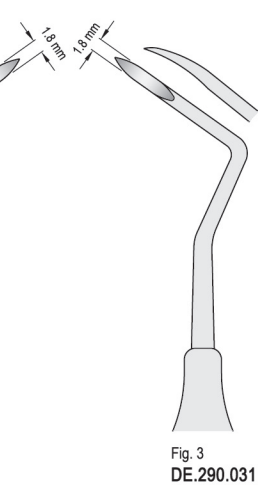
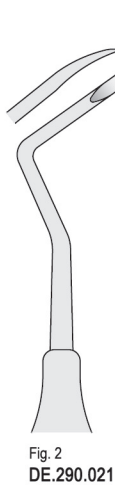
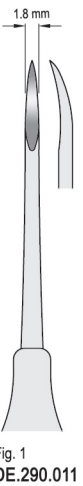
**Elevators Luxation / Dźwignie Luksator**



**DE.920.000**  
Set of 7 pieces  
Zestaw zawiera 7 szt.

**Elevators root tip Heidebrink / Dźwignie do korzeni Heidebrink**

**CLASSIC-LITE**  
10 mm hollow handle  
10 mm pusty uchwyt



**Syndesmotomes**  
**Syndesmotomy**

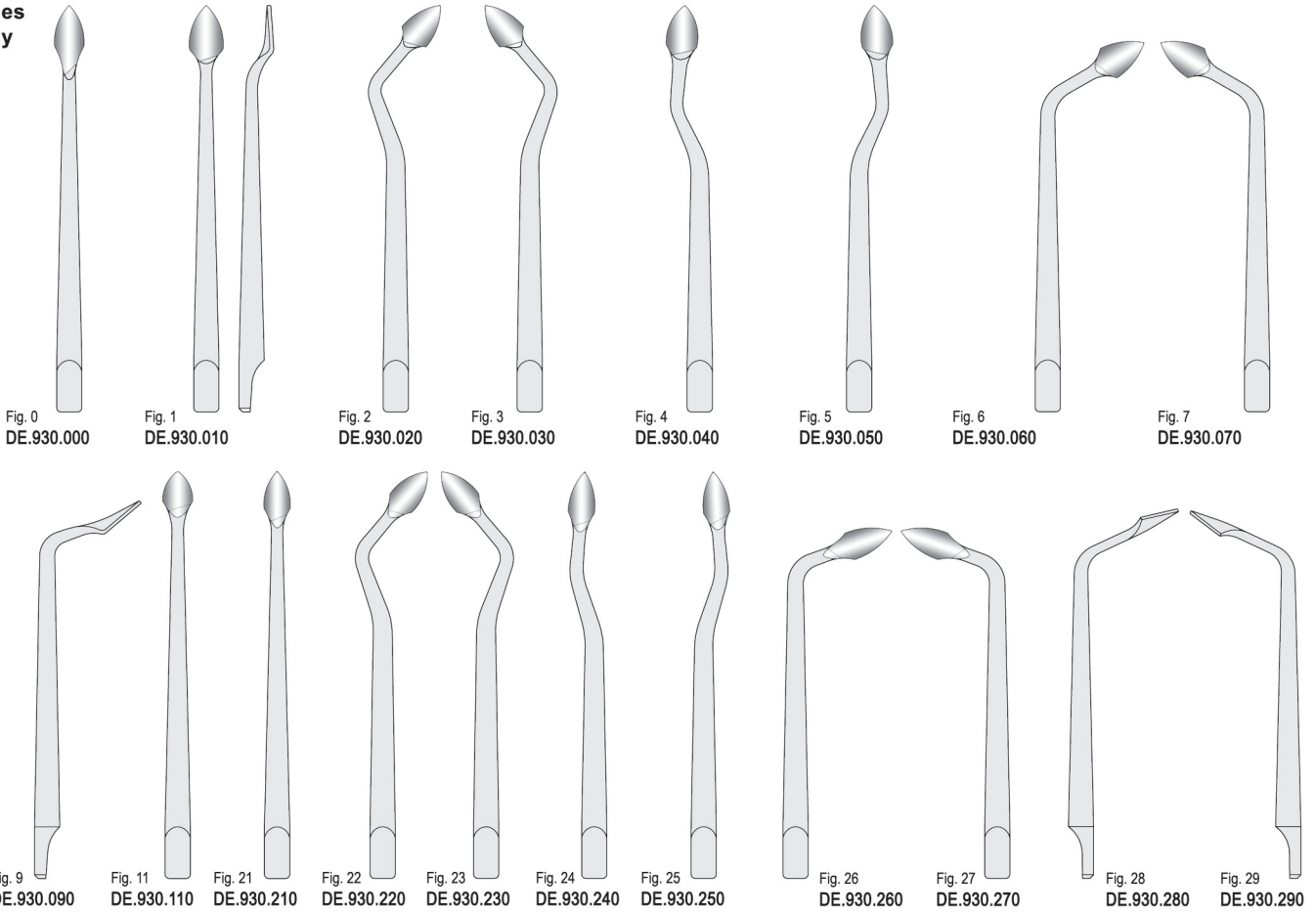


Fig. 0  
DE.930.000

Fig. 1  
DE.930.010

Fig. 2  
DE.930.020

Fig. 3  
DE.930.030

Fig. 4  
DE.930.040

Fig. 5  
DE.930.050

Fig. 6  
DE.930.060

Fig. 7  
DE.930.070

Fig. 8  
DE.930.080

Fig. 9  
DE.930.090

Fig. 11  
DE.930.110

Fig. 21  
DE.930.210

Fig. 22  
DE.930.220

Fig. 23  
DE.930.230

Fig. 24  
DE.930.240

Fig. 25  
DE.930.250

Fig. 26  
DE.930.260

Fig. 27  
DE.930.270

Fig. 28  
DE.930.280

Fig. 29  
DE.930.290



**DE.929.010**  
Syndesmotomes handle  
Uchwyt do syndesmotomu  
110 mm



**DE.931.010**  
Set of 11 tips and 1 handle in box  
Zestaw 11 Końcówek + 1 Uchwyt  
(Fig. 0,1,2,3,4,5,6,7,8,9,11)

**DE.931.020**  
Set of 20 tips and 1 handle in box  
Zestaw 20 Końcówek + 1 Uchwyt  
(Fig. 0,1,2,3,4,5,6,7,8,9,11,21,  
22,23,24,25,26,27,28,29)

**Syndesmotomes Chompret**  
**Syndesmotomy Chompret**

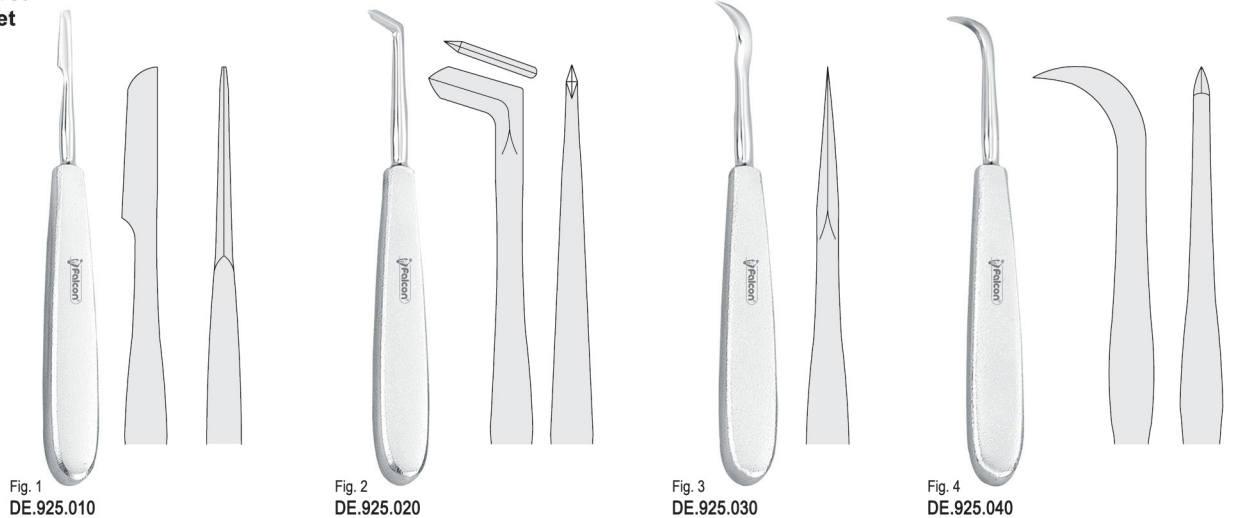


Fig. 1  
DE.925.010

Fig. 2  
DE.925.020

Fig. 3  
DE.925.030

Fig. 4  
DE.925.040

**Extraction forceps children pattern / Kleszce ekstrakcyjne dla dzieci**



Fig. 13S  
**DE.500.137**  
Lower Premolars  
do zębów przedtrzonowych  
dolnych



Fig. 22S  
**DE.500.227**  
Lower Molars  
do zębów trzonowych  
dolnych



Fig. 30S  
**DE.500.307**  
Upper Roots  
do korzeni  
górných



Fig. 33S  
**DE.500.337**  
Lower Roots  
do korzeni  
dolnych



Fig. 37  
**DE.500.370**  
Upper Incisors  
do zębów przednich  
górných



Fig. 38  
**DE.500.380**  
Lower Incisors  
and Canines  
do zębów  
przednich dolnych



Fig. 39  
**DE.500.390**  
Upper Molars  
do zębów  
trzonowych  
górných

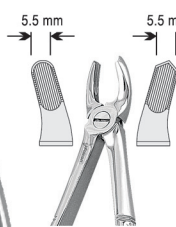


Fig. 39L  
**DE.500.395**  
Upper Molars  
Left  
do zębów  
trzonowych  
górných lewých

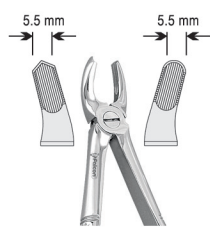


Fig. 39R  
**DE.500.397**  
Upper Molars  
Right  
do zębów  
trzonowych  
górných prawých



Fig. 51S  
**DE.500.517**  
Upper Roots  
do korzeni  
górných

**Extraction forceps set**  
**Zestaw kleszczy ekstrakcyjnych**



DE.500.001

**Contents 10 pieces**  
**Zawiera 10 sztuk**

- DE.500.137 Fig. 13S
- DE.500.227 Fig. 22S
- DE.500.307 Fig. 30S
- DE.500.337 Fig. 33S
- DE.500.370 Fig. 37
- DE.500.380 Fig. 38
- DE.500.390 Fig. 39
- DE.500.395 Fig. 39L
- DE.500.397 Fig. 39R
- DE.500.517 Fig. 51S

**Extraction forceps children pattern / Kleszce ekstrakcyjne dla dzieci**

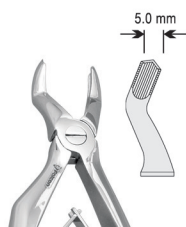


Fig. 3  
**DE.650.030**  
Upper Molars  
do zębów  
trzonowych  
górných



Fig. 5  
**DE.650.050**  
Lower Incisors  
do zębów  
przednich dolnych



Fig. 6  
**DE.650.060**  
Lower Molars  
do zębów trzonowych  
dolnych



Fig. 7  
**DE.650.070**  
Lower Roots  
do korzeni  
dolnych

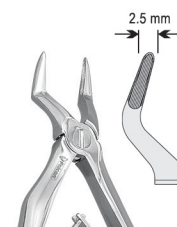


Fig. 51S  
**DE.650.517**  
Upper Roots  
do korzeni  
górných



Fig. 137  
**DE.651.370**  
Upper Incisors  
do zębów przednich  
górných



Fig. 139  
**DE.651.390**  
Upper Premolars  
do zębów przedtrzonowych  
górných

**Extraction forceps set**  
**Zestaw kleszczy ekstrakcyjnych**



DE.650.000

**Contents 7 pieces**  
**Zawiera 7 sztuk**

- DE.650.030 Fig. 3
- DE.650.050 Fig. 5
- DE.650.060 Fig. 6
- DE.650.070 Fig. 7
- DE.650.517 Fig. 51S
- DE.651.370 Fig. 137
- DE.651.390 Fig. 139





# Extraction Ekstrakcja

Extraction forceps European pattern  
Kleszce ekstrakcyjne mod. Europejski (Bertyny)

**BEST SELLER**



750 Series  
Standard / Standardowe



800 Series  
Finger-Form / Anatomiczne

## Extraction forceps sets Zestawy kleszczy ekstrakcyjnych

Contents 10 pieces  
Zawiera 10 sztuk

- DE.750.010 Fig. 1
- DE.750.070 Fig. 7
- DE.750.130 Fig. 13
- DE.750.170 Fig. 17
- DE.750.180 Fig. 18
- DE.750.220 Fig. 22
- DE.750.331 Fig. 33A
- DE.750.511 Fig. 51A
- DE.750.671 Fig. 67A
- DE.750.790 Fig. 79



DE.750.000

Contents 10 pieces  
Zawiera 10 sztuk

- DE.800.010 Fig. 1
- DE.800.070 Fig. 7
- DE.800.130 Fig. 13
- DE.800.170 Fig. 17
- DE.800.180 Fig. 18
- DE.800.220 Fig. 22
- DE.800.331 Fig. 33A
- DE.800.511 Fig. 51A
- DE.800.671 Fig. 67A
- DE.800.790 Fig. 79



DE.800.000

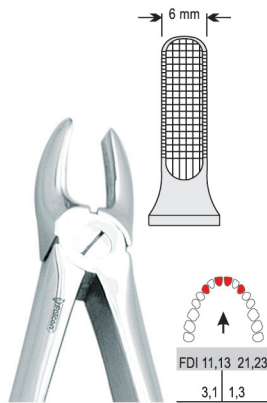


Fig. 1

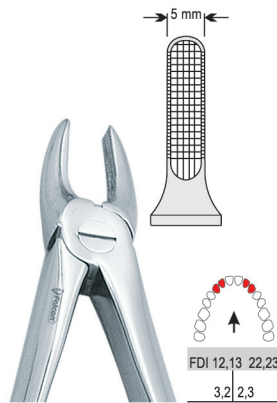


Fig. 2



Fig. 4




Fig. 7

Standard / Standardowe DE.750.010

DE.750.020

DE.750.040

DE.750.070

Finger-Form / Anatomiczne DE.800.010

DE.800.020

DE.800.040

DE.800.070

Upper Centrals and Canines/Cuspids  
do zębów przednich górnych szerokich

Upper Laterals and Canines/Cuspids  
do zębów przednich górnych wąskich

Lower Incisors and Canines/Cuspids  
do zębów przednich dolnych

Upper Premolars/Bicuspid  
do zębów przedtrzonowych górnych

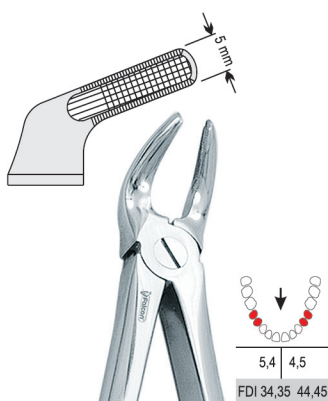


Fig. 8



Fig. 13




Fig. 17

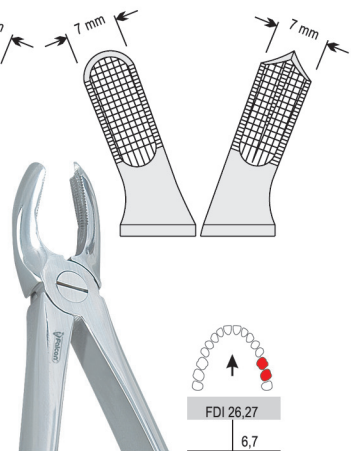


Fig. 18

Standard / Standardowe DE.750.080

DE.750.130

DE.750.170

DE.750.180

Finger-Form / Anatomiczne DE.800.080

DE.800.130

DE.800.170

DE.800.180

Lower Premolars/Bicuspid  
do zębów przedtrzonowych dolnych

Lower Premolars/Bicuspid  
do zębów przedtrzonowych dolnych

Upper Molars, Right  
do zębów trzonowych górnych prawych

Upper Molars, Left  
do zębów trzonowych górnych lewych



**Extraction forceps European pattern / Kleszcze ekstrakcyjne mod. Europejski (Berteny)**

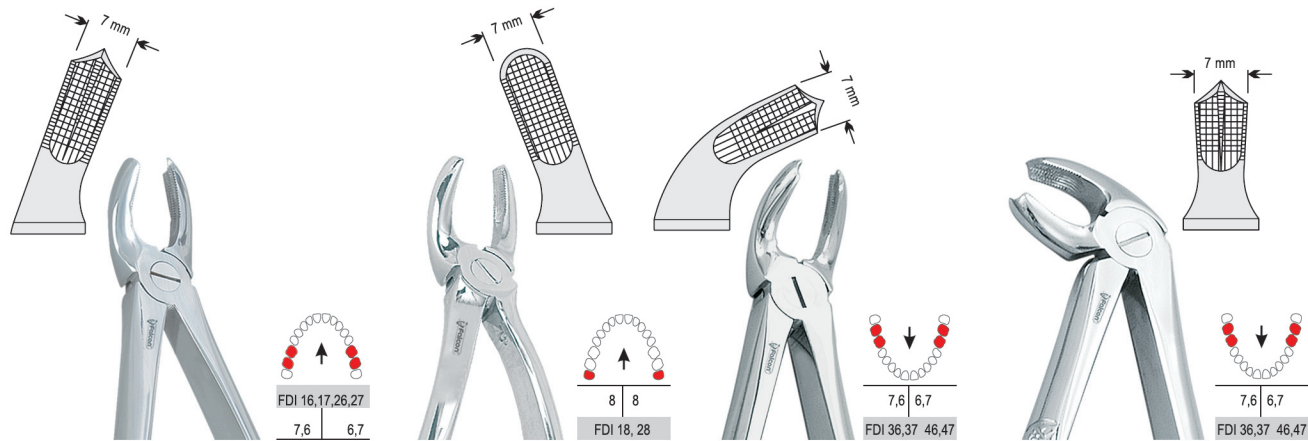


Fig. 18A

Fig. 19

Fig. 21

Fig. 22

Standard / Standardowe DE.750.181

DE.750.190

DE.750.210

DE.750.220

Finger-Form / Anatomiczne DE.800.181

DE.800.190

DE.800.210

DE.800.220

Upper Molars  
do zębów trzonowych górnych

Upper third Molars  
do zębów mądrości górnych

Lower Molars  
do zębów trzonowych dolnych

Lower Molars  
do zębów trzonowych dolnych

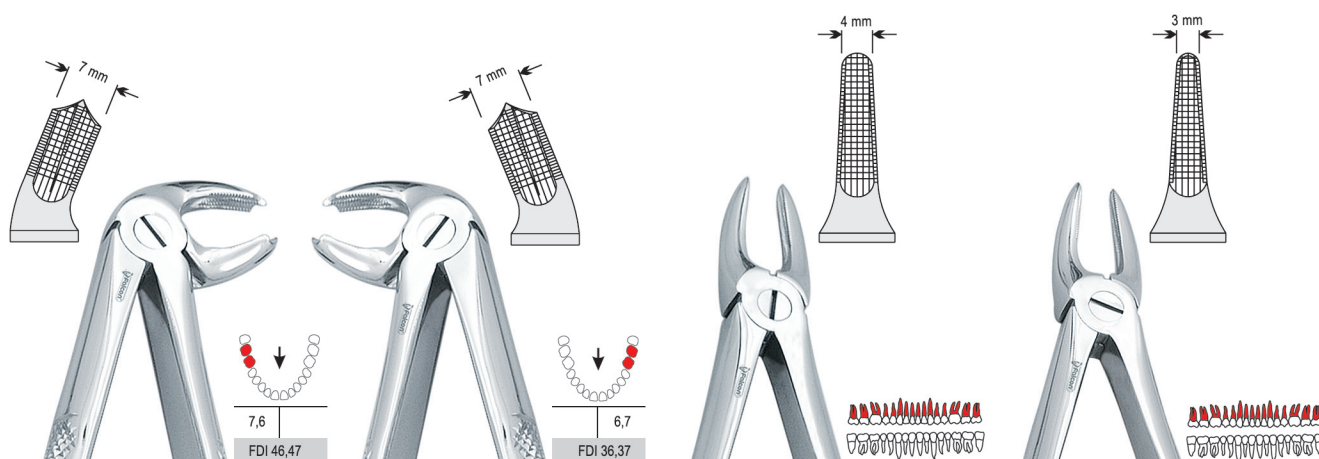


Fig. 23

Fig. 24

Fig. 29

Fig. 29N

Standard / Standardowe DE.750.230

DE.750.240

DE.750.290

DE.750.295

Finger-Form / Anatomiczne DE.800.230

DE.800.240

DE.800.290

DE.800.295

Lower Molars, Right  
do zębów trzonowych dolnych prawych

Lower Molars, Left  
do zębów trzonowych dolnych lewych

Upper roots  
do korzeni górnych

Upper roots narrow tips  
do korzeni górnych wąskie



Fig. 33

Fig. 33A

Fig. 33M

Fig. 45

Standard / Standardowe DE.750.330

DE.750.331

DE.750.335

DE.750.450

Finger-Form / Anatomiczne DE.800.330

DE.800.331

DE.800.335

DE.800.450

Lower roots  
do korzeni dolnych

Lower roots narrow tips  
do korzeni dolnych wąskie

Lower roots long tips  
do korzeni dolnych długie

Lower roots  
do korzeni dolnych



# Extraction Ekstrakcja

## Extraction forceps European pattern / Kleszcze ekstrakcyjne mod. Europejski (Berteny)

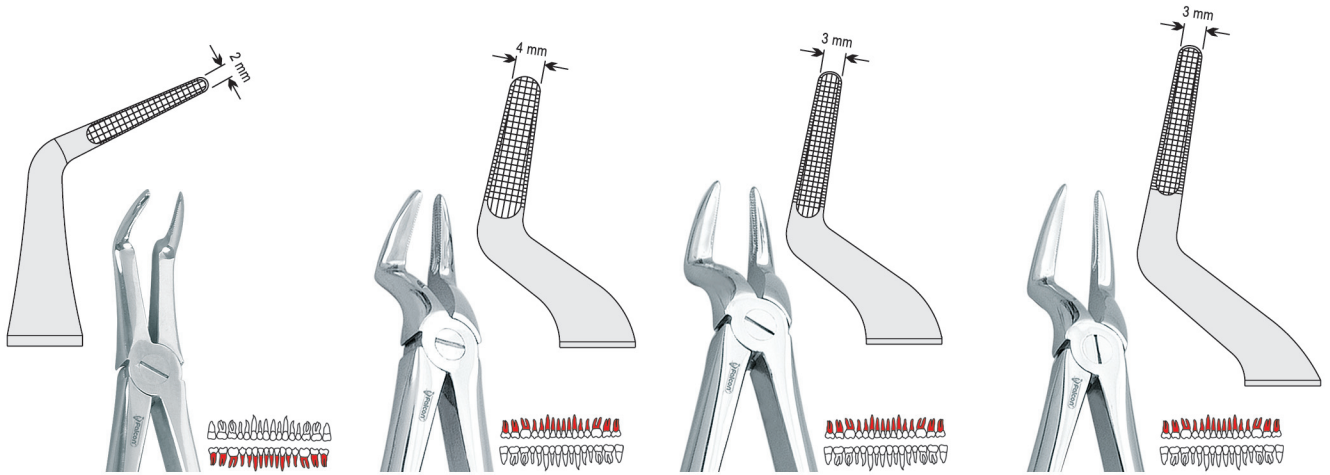


Fig. 46L

Fig. 51

Fig. 51A

Fig. 51M

Standard / Standardowe

DE.750.463

DE.750.510

DE.750.511

DE.750.515

Finger-Form / Anatomiczne

DE.800.463

DE.800.510

DE.800.511

DE.800.515

Lower roots long tips  
do korzeni dolnych dlugie

Upper roots  
do korzeni gornych

Upper roots narrow tips  
do korzeni gornych wazkie

Upper roots long tips  
do korzeni gornych dlugie

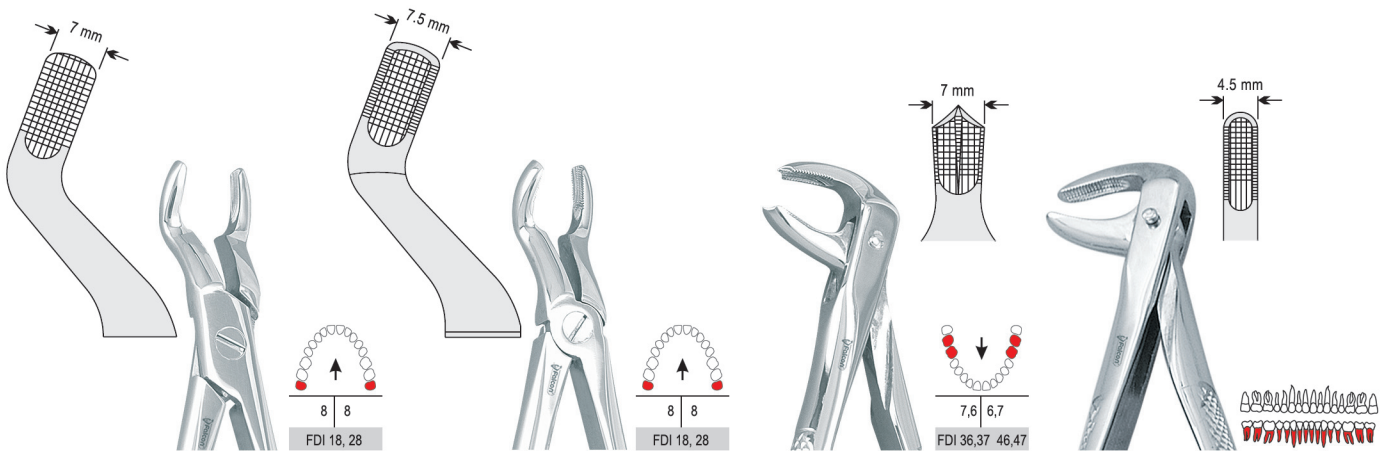


Fig. 67

Fig. 67A

Fig. 73

Fig. 74

Standard / Standardowe

DE.750.670

DE.750.671

DE.750.730

DE.750.740

Finger-Form / Anatomiczne

DE.800.670

DE.800.671

DE.800.730

DE.800.740

Upper third molars  
do zebow mardosci gornych

Upper third molars  
do zebow mardosci gornych

Lower molars  
do zebow trzonowych dolnych

Lower roots  
do korzeni dolnych

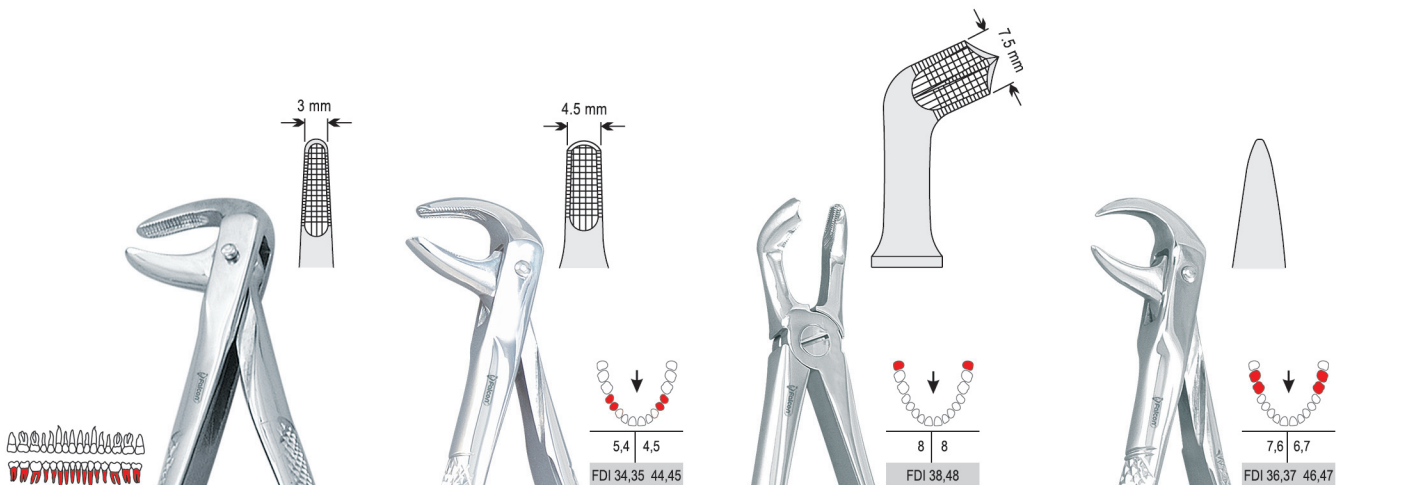


Fig. 74N

Fig. 75

Fig. 79

Fig. 86A

Standard / Standardowe

DE.750.743

DE.750.750

DE.750.790

DE.750.861

Finger-Form / Anatomiczne

DE.800.743

DE.800.750

DE.800.790

DE.800.861

Lower roots  
do korzeni dolnych

Lower premolars/bicuspids  
do zebow przedtrzonowych dolnych

Lower third molars  
do zebow mardosci dolnych

Lower molars  
do zebow trzonowych dolnych

**Extraction forceps European pattern / Kleszcze ekstrakcyjne mod. Europejski (Berteny)**

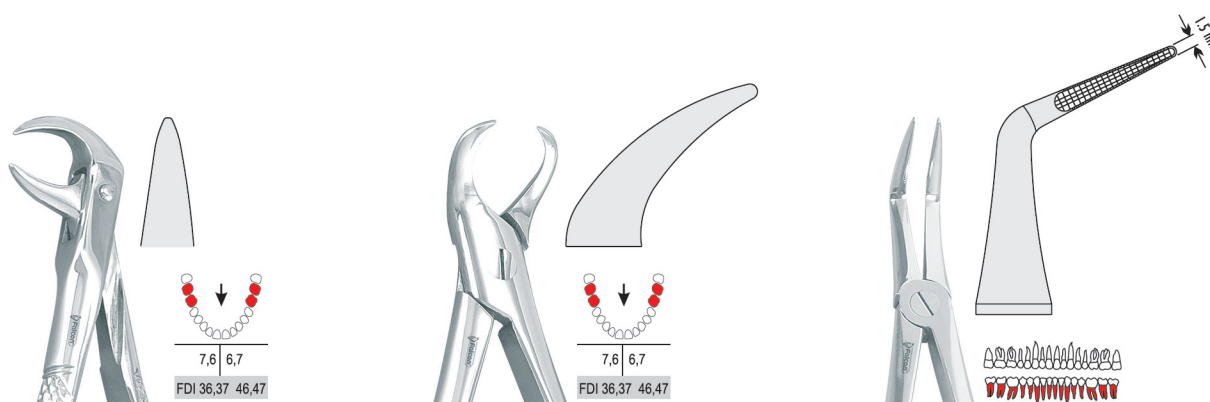


Fig. 86C

Fig. 87

Fig. 145

Standard / Standardowe DE.750.863

DE.750.870

DE.751.450

Finger-Form / Anatomiczne DE.800.863

DE.800.870

DE.801.450

Lower molars  
do zębów trzonowych dolnych

Lower molars  
do zębów trzonowych dolnych

Lower roots long tips  
do korzeni dolnych długie

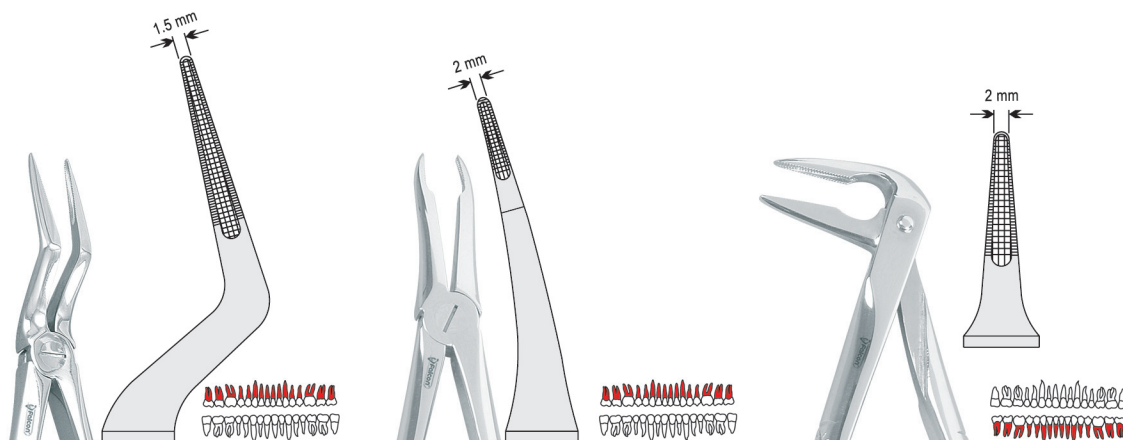


Fig. 151 1/2

Fig. 349

Fig. 359

Standard / Standardowe DE.751.510

DE.753.490

DE.753.590

Finger-Form / Anatomiczne DE.801.510

DE.803.490

DE.803.590

Upper roots long tips  
do korzeni górnych długie

Upper roots  
do korzeni górnych

Lower roots long tips  
do korzeni dolnych długie

**Extraction forceps Meissner pattern / Kleszcze ekstrakcyjne mod. Meissner**

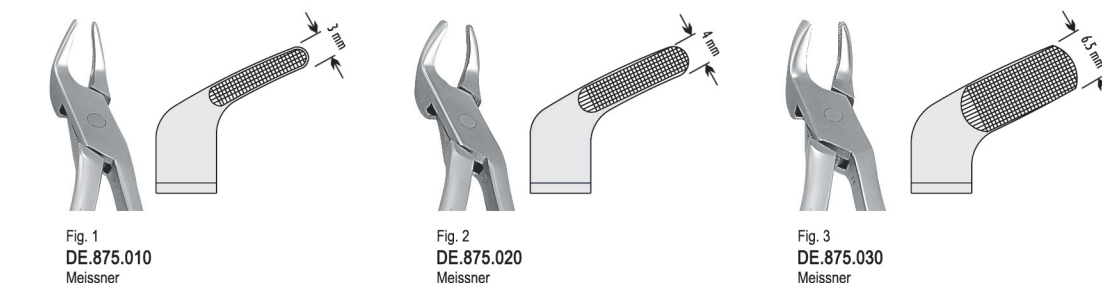


Fig. 1  
DE.875.010  
Meissner

Fig. 2  
DE.875.020  
Meissner

Fig. 3  
DE.875.030  
Meissner

Upper and Lower Roots  
do korzeni górnych i dolnych

Upper and Lower Centrals, Anteriors and Bicuspids  
do zębów przednich i przedtrzonowych górnych oraz dolnych

Upper and Lower Molars  
do zębów trzonowych górnych oraz dolnych





**Extraction forceps Routurier pattern**  
**Kleszce ekstrakcyjne mod. Routurier**



Fig. 122L  
DE.881.225

Lower Molars, Left  
do zębów trzonowych  
dolnych lewych

Fig. 122R  
DE.881.227

Lower Molars, Right  
do zębów trzonowych  
dolnych prawych

**Extraction tweezers**  
**Pensety ekstrakcyjne**




Fig. 1  
DE.975.010  
Albrecht

Fig. 2  
DE.975.020  
Albrecht

**Extraction forceps Witzel pattern**  
**Kleszce ekstrakcyjne mod. Witzel**



Fig. 1  
DE.898.010

Upper Roots  
do korzeni  
górných

Fig. 2  
DE.898.020

Lower Roots  
do korzeni  
dolnych

**Extraction forceps**  
**Kleszce ekstrakcyjne**

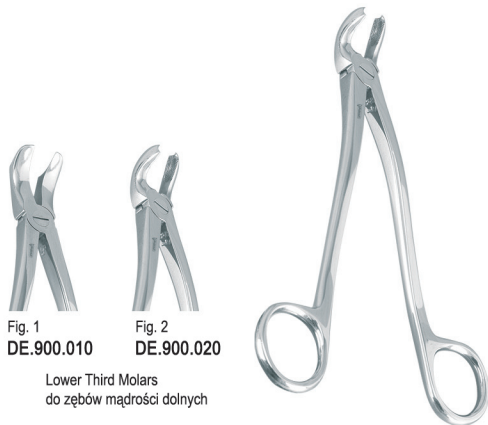
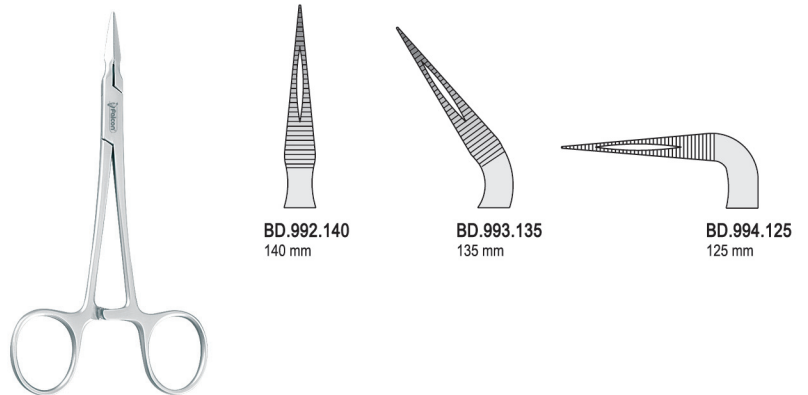


Fig. 1  
DE.900.010

Fig. 2  
DE.900.020

Lower Third Molars  
do zębów mądrości dolnych

**Stieglitz splinter forceps**  
**Kleszczyki Stieglitz do usuwania odłamków korzeni**



BD.992.140  
140 mm

BD.993.135  
135 mm

BD.994.125  
125 mm

**Water syringe**  
**Strzykawka wodna**



DE.965.000

**Air syringe**  
**Strzykawka powietrzna**



DE.952.000